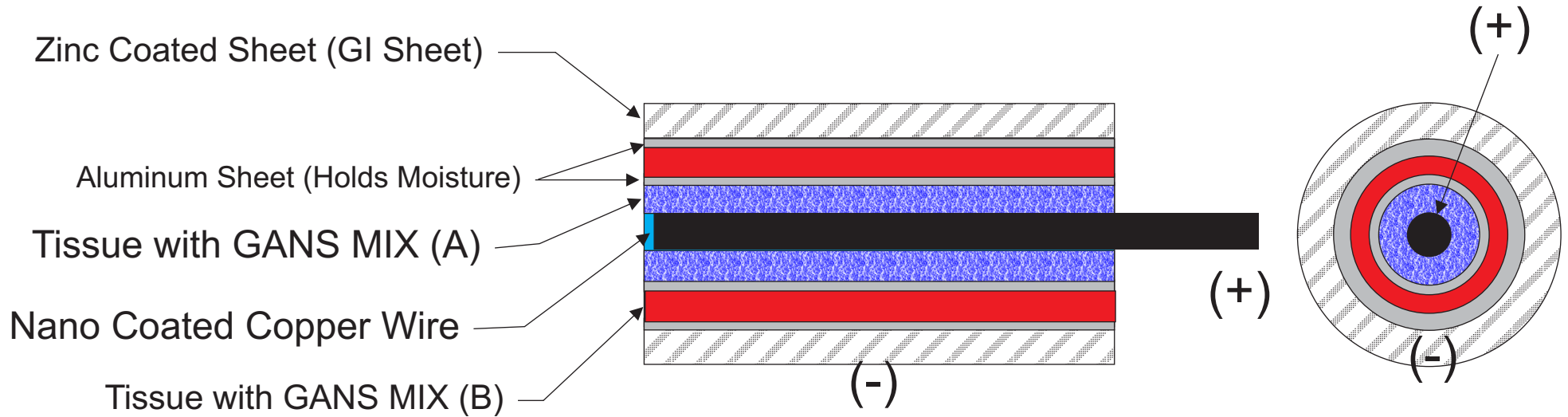


# Alekz System

Keshe Foundation R&D Group  
July 2, 2015

## 1.5V Double Layer Gans Cell (DLGC)



GANS Mix A = Sugar(C<sub>12</sub>H<sub>22</sub>O<sub>11</sub>) = C(12x12)+H(1x22)+O(16x11) = 342 (matter state)  
+ Caustic Soda (NaOH) = Na (23)+O(16)+H(1) = 40 (matter state)  
+ Dried Titanium Dioxide (TiO<sub>2</sub>) Gans = Ti(48)+O(16x2)= 80 - (80 x 0.25) = 60 (Gans)  
+ Dried Brass Gans (Cu+Zn Composite Gans) = Cu(63)+Zn(65) = 128 - (126x0.25) = 96 (Gans)  
+ Water (H<sub>2</sub>O) = H(2)+O(16) = 18 (matter state)

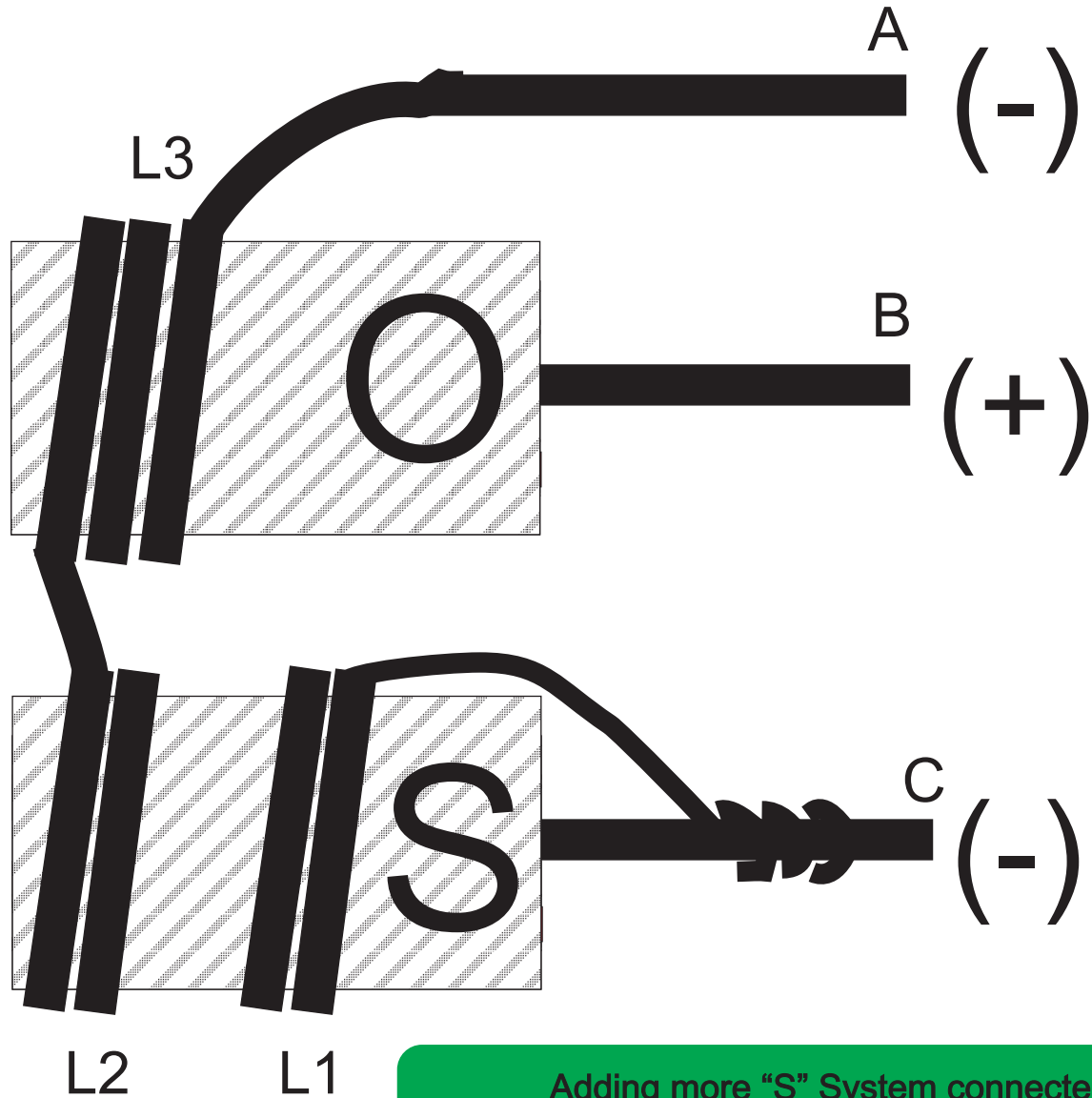
GANS Mix B = CH<sub>3</sub> Gans + Nano Particles + Water (H<sub>2</sub>O)

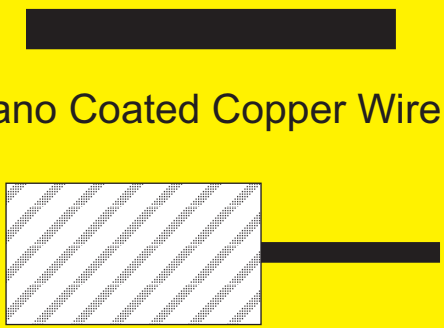
You can do Multiple Layers for your Gans Cells. Always remember we are in PLASMATIC INTERACTION  
The Gans amplifies the Nano Coated Material


# Alekz System

Keshe Foundation R&D Group  
July 2, 2015

## Plasma Transistor Setup (PTS-NPN)



  
Nano Coated Copper Wire

  
Double Layer Gans Cell (DLGC)

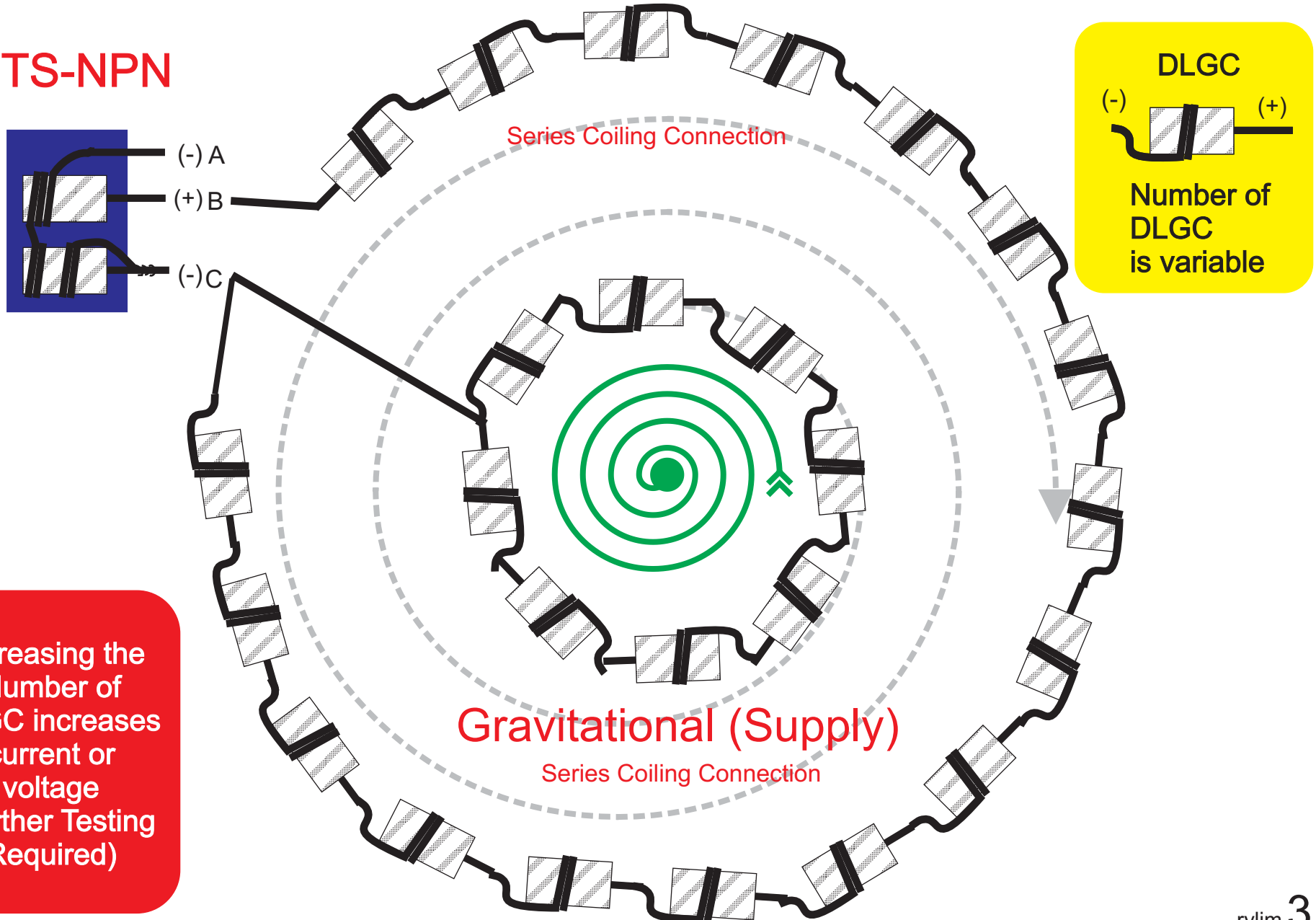
S = Energy Supply Loop (ESL)  
O = Positive Output

L1 = Nano Coated Coil 1  
L2 = Nano Coated Coil 2  
L3 = Nano Coated Coil 3  
(L2 connected)

Adding more "S" System connected in Series Circular Loop can boost Voltage and Current. Also number of Turns of Coils may have different condition

## MAGRAV Beads Setup (MGBS) Magnetical (Feeds Power)

PTS-NPN

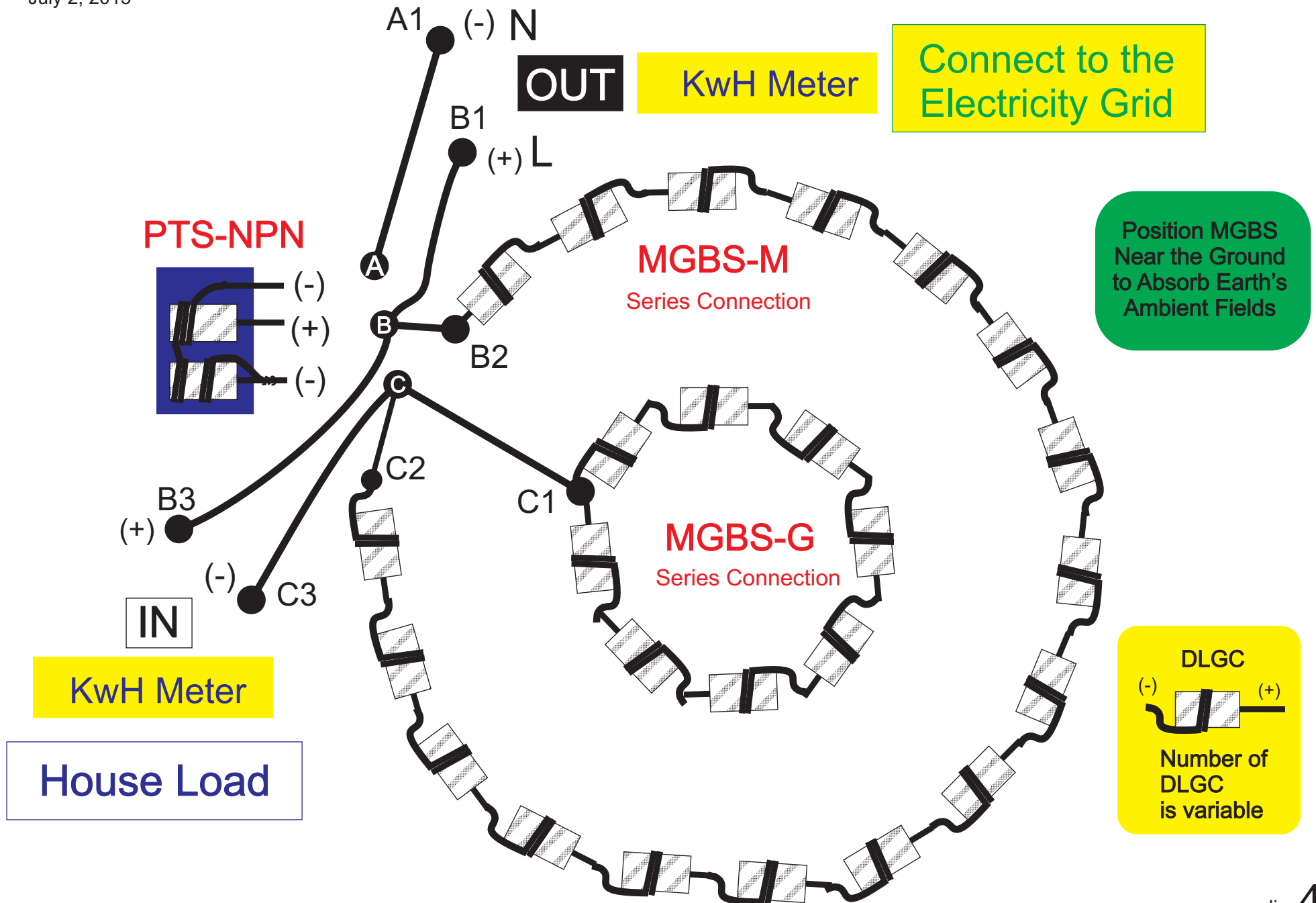


Increasing the  
Number of  
DLGC increases  
current or  
voltage  
(Further Testing  
Required)

# Alekz System

Keshe Foundation R&D Group  
July 2, 2015

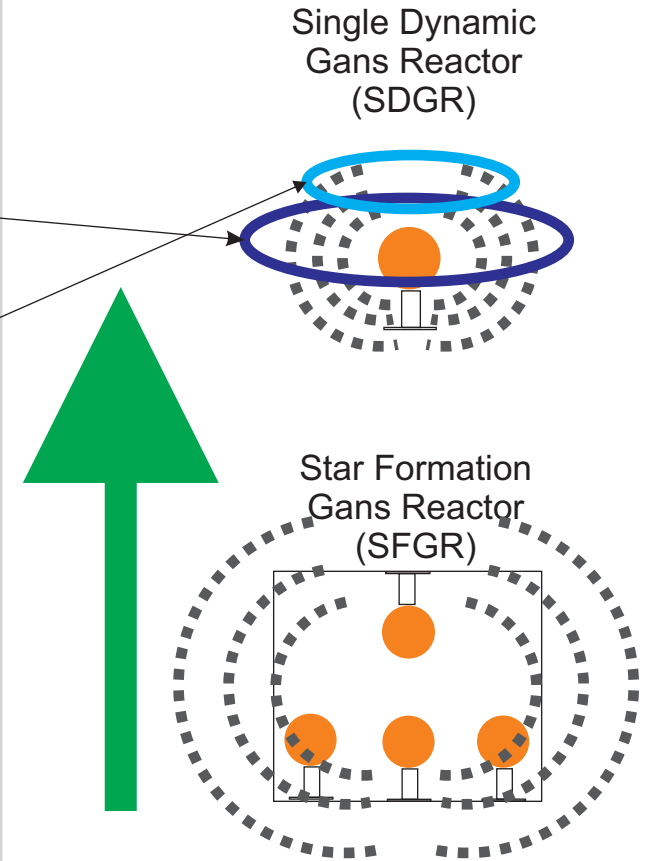
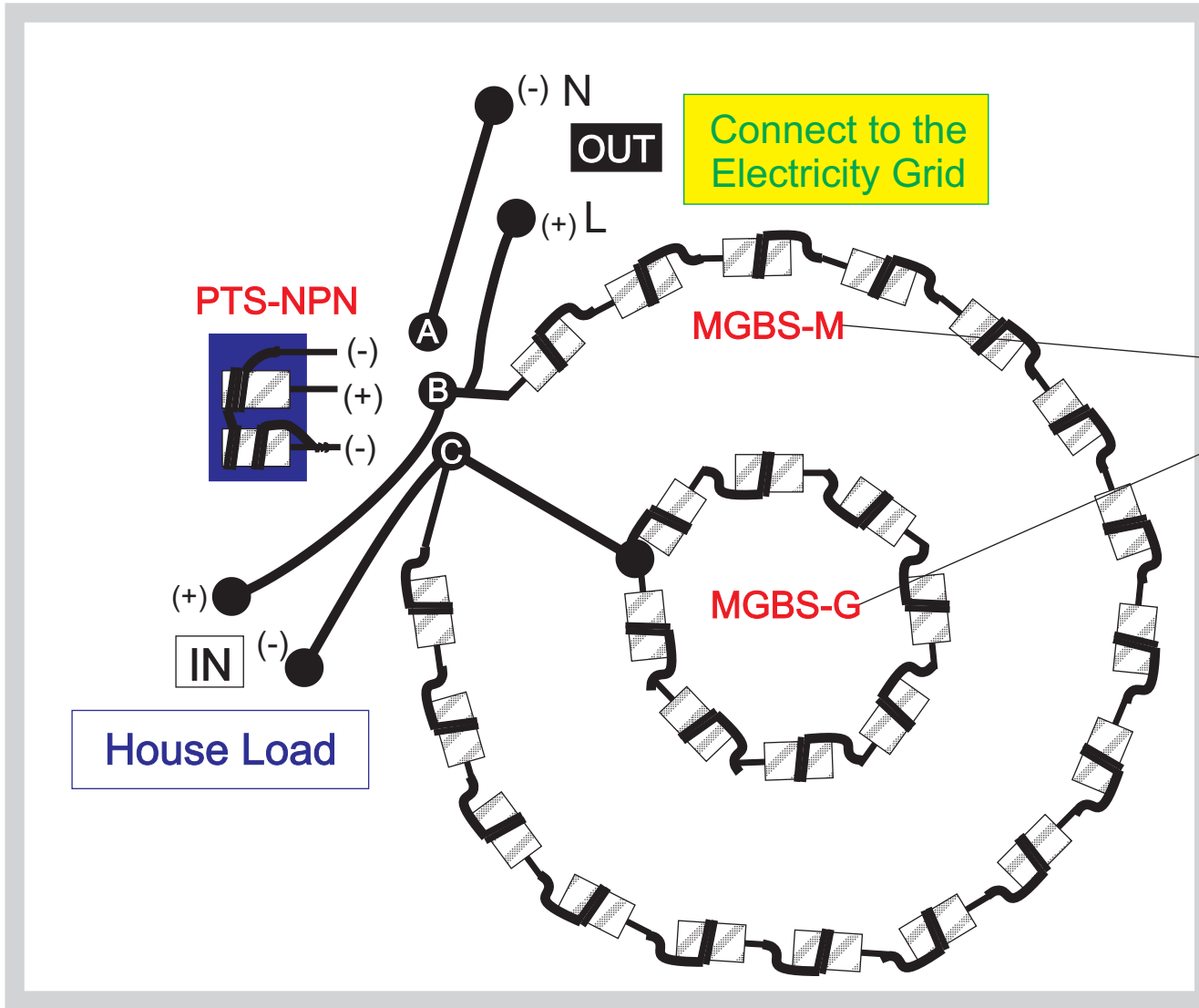
## #Energy System1 (ES1) Schematics



# Alekz System

Keshe Foundation R&D Group  
July 2, 2015

## #Energy System2 (ES2) Schematics



## Energy System1 (ES1)

The Flow of Plasma Fields will be from the Higher Strength to the Lower Strength hence the Es1 Absorbs the Fields and then converted to Electricity


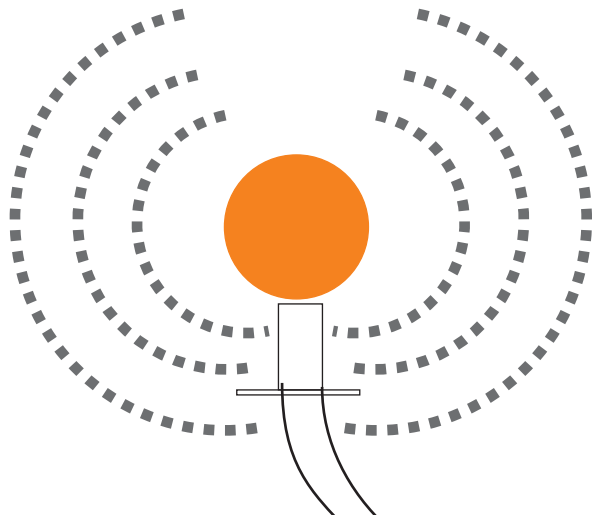
# Alekz System

Keshe Foundation R&D Group  
July 2, 2015

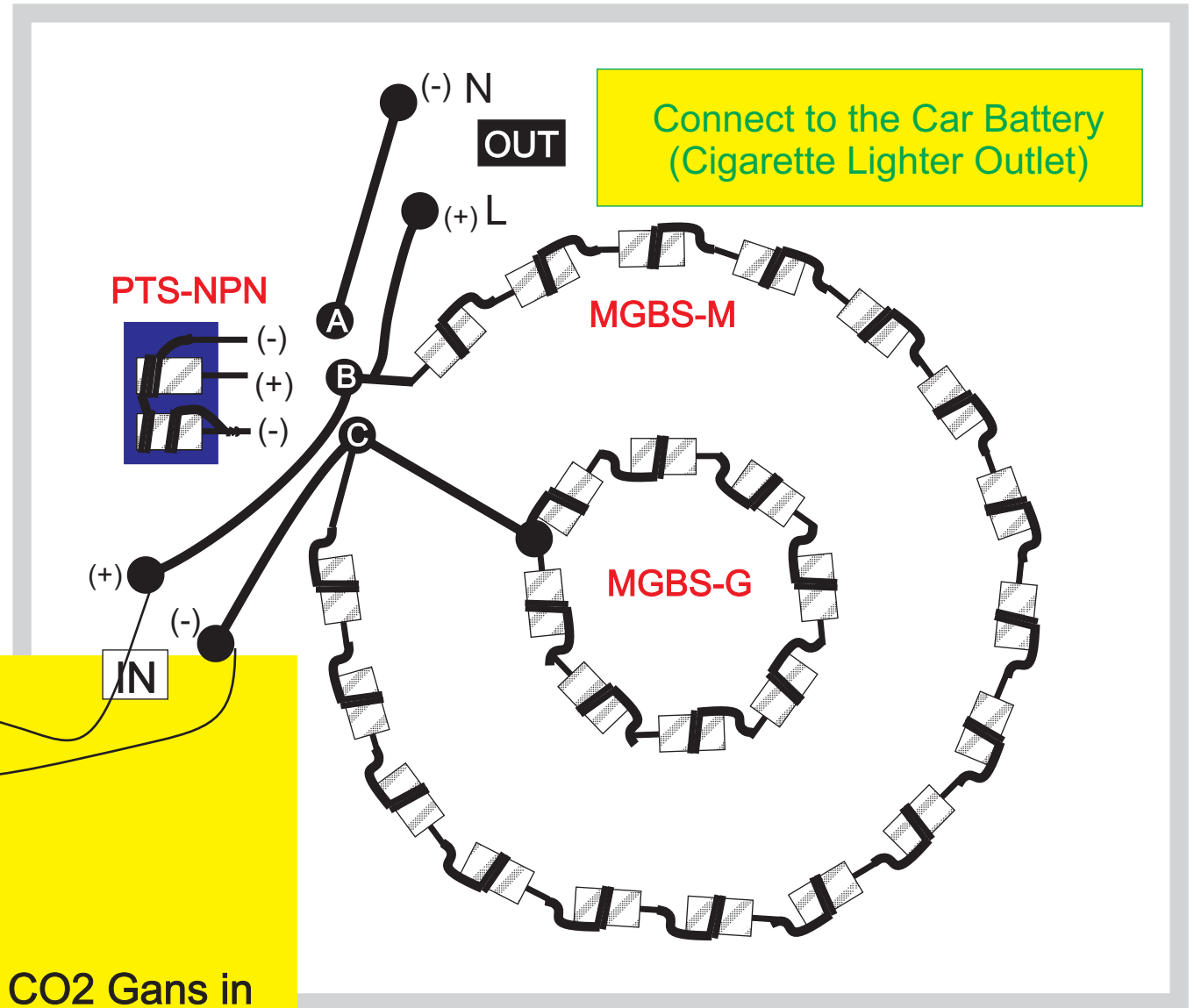
## #Car Fuel System (CFS) Schematics

### Single Dynamic Gans Reactor (SDGR)

*Co2 (Liquid Gans + Nano P.  
+Dry Gans) Loaded*

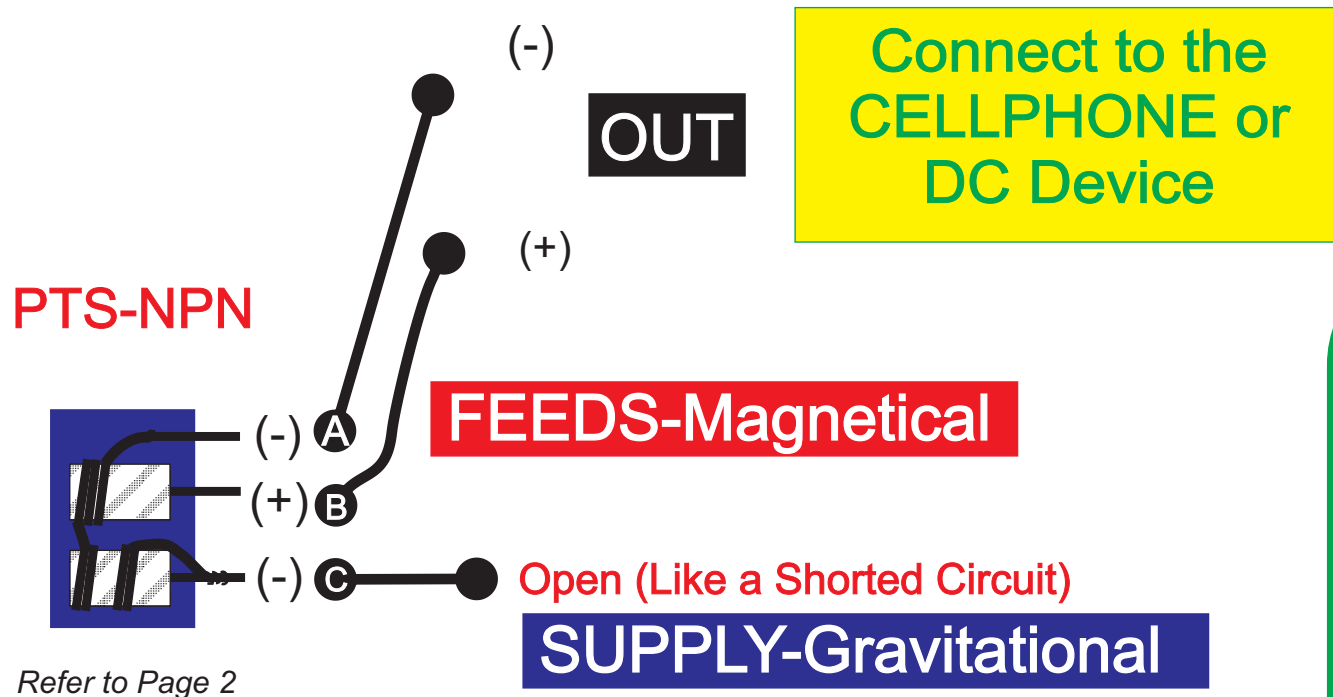


Put 15ml of Washed Liquid CO2 Gans in  
your Fuel Tank with 25% Full of Fuel



Energy System1 (ES1)

## #DC Permanent Charger System (DCPCS) Schematics



Refer to Page 2

Remember:

Nano Copper Wire is  
a resistor Vertically  
and a Super conductor  
Horizontally



Nano Coated  
Copper Wire

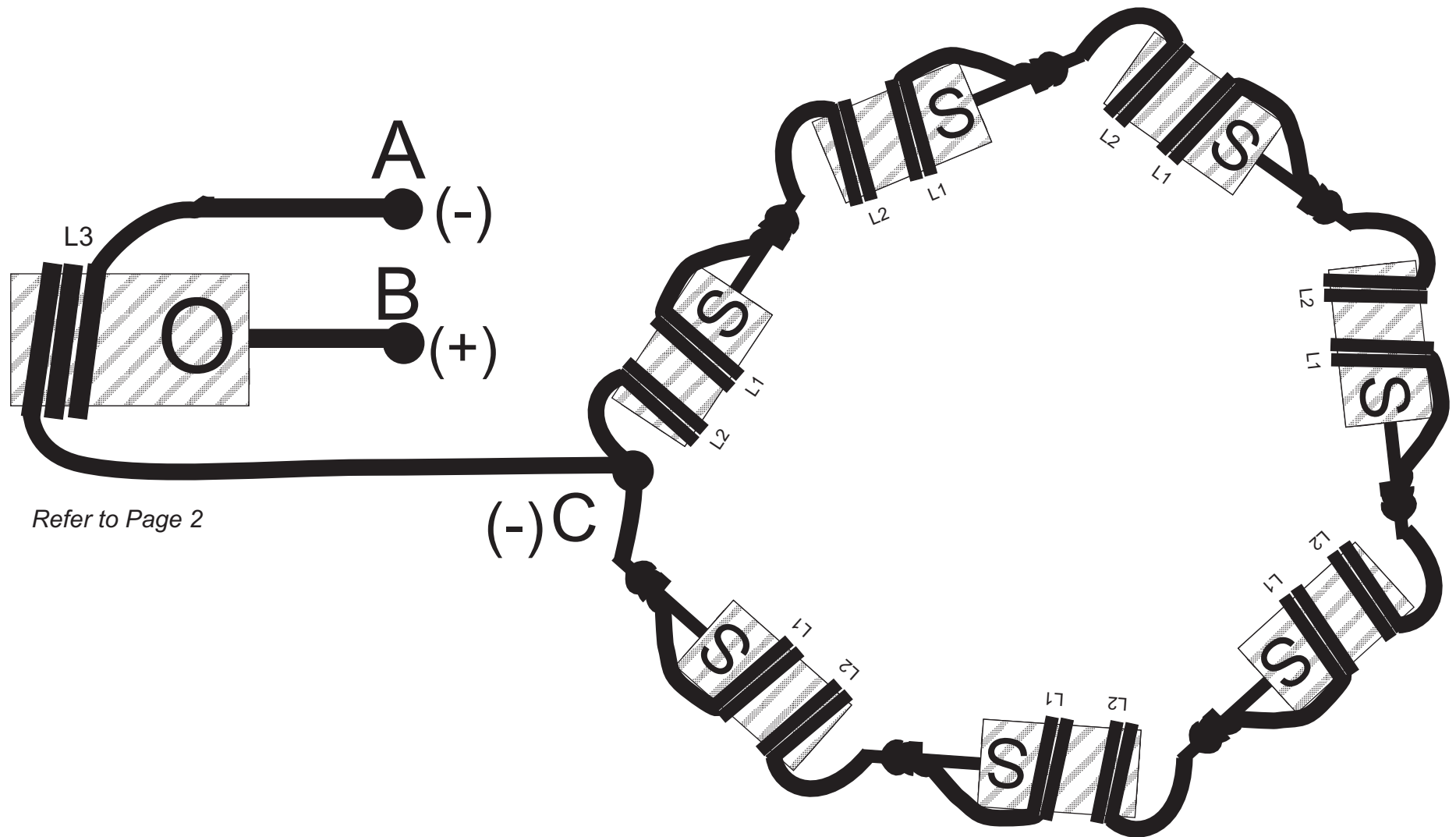
Take Note:

- (1) Initially the Cellular phone must be fully charged before connecting the system this initialize your PTS-NPN.
- (2) Design your system to fit permanently to your DC Device / Cellular Phone (a flat cell design)
- (3) You can add Gans Cells with Multiple Layers in your PTS-NPN System.

# Alekz System

Keshe Foundation R&D Group  
July 2, 2015

## #Amp/Volt Booster (AVB) Schematic



Note: Please try if Point C needs to be close the Loop or Not



# Alekz System

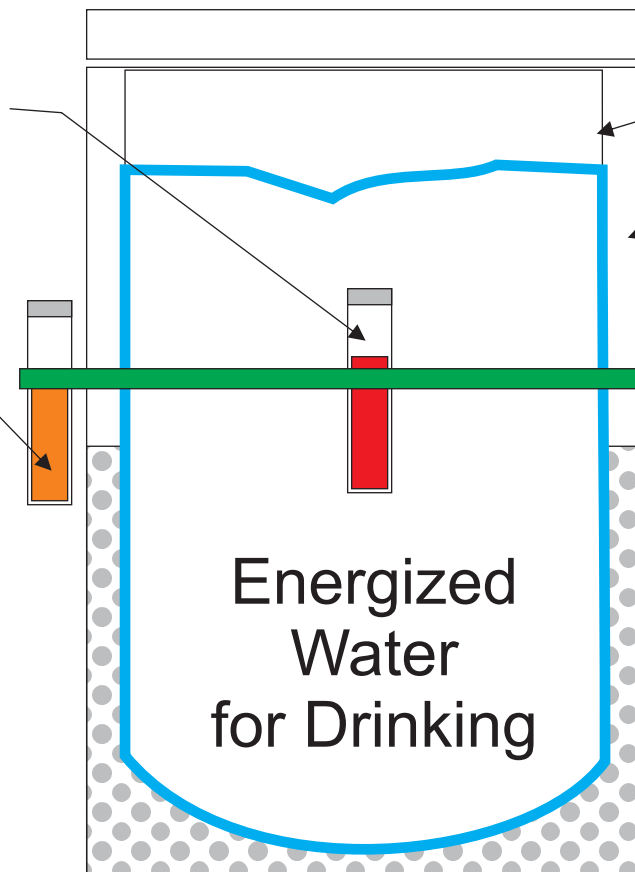
Keshe Foundation R&D Group  
July 3, 2015

## #Food/Health Cups (*Cup of Life*) (FHC) System



Fruits, Vegetables, Vitamins (On top of Lid)  
Depends on your needs

Your Blood (Emotion)  
and Skin (Physicality)  
(You Take what  
you need)



Cup Lid

Inside of Cup Not Nano Coated

Nano Coated Cup on Gans Layer

Different Variations of Amino Acids (COHN)  
To satisfy the Spectrum of Energy Needed  
by the Body

Co2 Gans (Base)

Different  
Gases

Energized  
Water  
for Drinking

Plastic Cups with  
round bottom are preferable.  
One cup per person.

Warning: Do not mix your blood, skin,  
amino acid to the ganses and water.  
Do not Use Copper Gans  
and other Strong Ganses

Disclaimer: KF is not liable for any harm that you may encounter  
upon testing. Test at your own risk and responsibility

# Keshe Health Cups

Keshe Foundation R&D Group  
July 3, 2015

## #Food/Health Cup Levels

